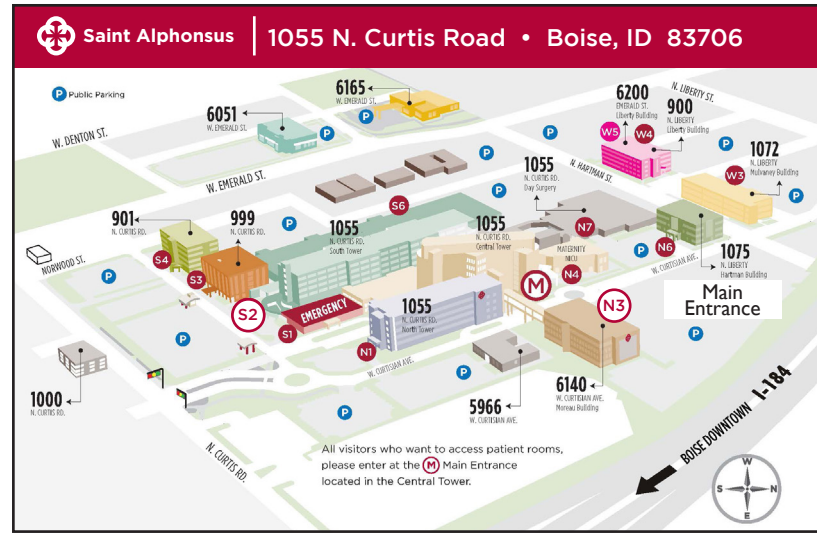


DIAGNOSTIC IMAGING SERVICES
LOCATIONS

BOISE | NAMPA | ONTARIO | BAKER CITY

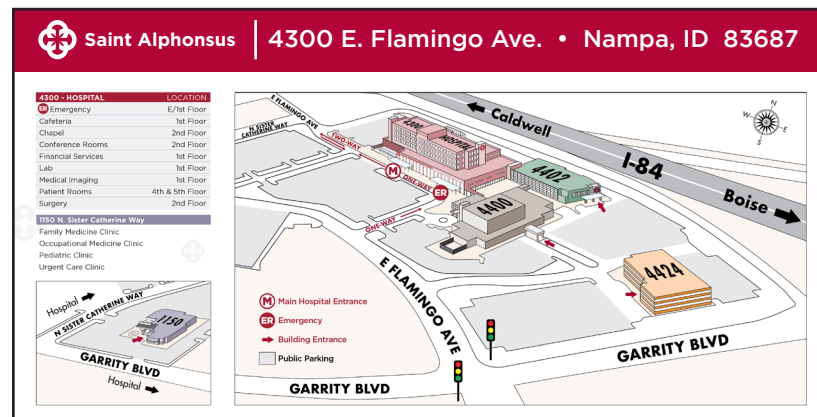


For Vascular, ECG and Echo Testing on weekdays:
Enter at the central tower main entrance and check in with our registration team.

For all other testing on weekdays and weekends:
Enter at the S2 entrance that faces Curtis Road and check in with our registration team.

Testing at Heart Institute:
Enter at the N3 entrance off Curtisian Avenue. Heart Care is located on the 2nd floor.

For after hours:
Enter at the S2 Entrance



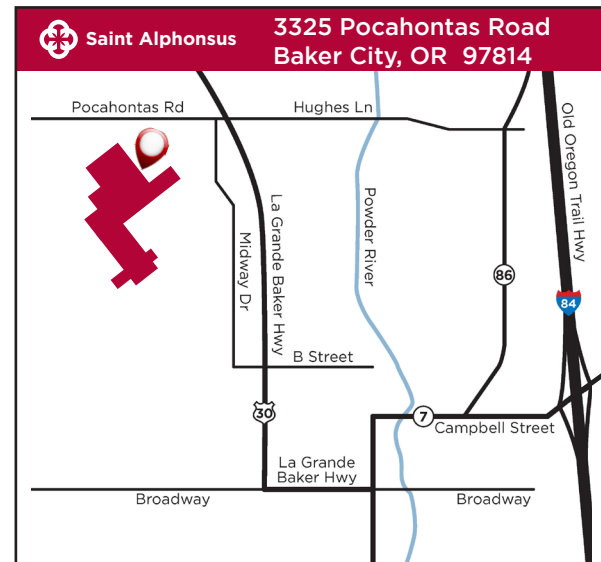
For Ultrasound and Vascular:
Enter at the main entrance off of Flamingo Avenue and check in with our registration team.

For after hours:
Enter at ER entrance.

For Echos:
Go to the 4402 building.



For Ontario:
Enter at the main East entrance and check in with our registration team.



For Baker City:
Enter at the main entrance of the hospital that faces Pocahontas Road. Check in with our registration team.

OUTPATIENT DIAGNOSTICS



Central Scheduling

Monday through Thursday 7am – 7pm
Friday 7am – 6pm

Idaho: 208-367-8787 phone • 208-367-7788 fax
Oregon: 541-881-7474 phone • 541-881-7039 fax
or
BO-CentralizedSched@trinity-health.org



IMI Scheduling

Monday through Thursday 7:30am – 7pm
Friday 7:30am – 6pm
Saturday 9am – 1pm

208-954-8150 phone • 208-947-3322 fax

BOISE

CT

24/7/365

Saint Alphonsus Regional Medical Center
Central Scheduling
Walk-ins are welcome with a valid order.

MRI

Saint Alphonsus Regional Medical Center
Monday - Friday 6am — 12am
Saturday and Sunday 6am — 10pm
Call 208-725-3695 • Fax 208-639-6622

Emergent after hours & weekends

Monday - Friday 12am — 6am
Saturday and Sunday 10pm — 6am

Intermountain Medical Imaging - Downtown
927 W. Myrtle Street | Boise, ID
IMI Scheduling
Monday - Friday 6:30am — 9:30pm

X-Ray

24/7

Saint Alphonsus Regional Medical Center
Walk-ins are welcome with a valid order.

3D Mammography & DEXA

Breast Digital Screening, Diagnostics,
Ultrasound and Biopsy

Saint Alphonsus Breast Care Center
6200 W. Emerald Street | Boise, ID
Central Scheduling
Monday - Friday 7am — 5:30pm

General Ultrasound

Saint Alphonsus Regional Medical Center
Central Scheduling
Monday - Friday 7am — 7pm

After hours & weekends

Call 208-367-3036

Monday - Friday 7pm — 11pm
Saturday and Sunday 7am — 11pm

Vascular Ultrasound

Saint Alphonsus Regional Medical Center
Central Scheduling
Monday - Friday 7am — 7pm

After hours & weekends

Call 208-367-3935

Monday - Friday 7pm — 11pm
Saturday and Sunday 7am — 5pm

Lab Draw

Saint Alphonsus Regional Medical Center
Walk-ins are welcome with a valid order.

Monday - Friday 7am — 6pm
Saturday - 7am — 12pm

Interventional Radiology Clinic

Saint Alphonsus Regional Medical Center
Monday - Thursday 9am — 4pm

Call 208-367-4786 • Fax 208-367-6177

General Nuclear Medicine

Saint Alphonsus Regional Medical Center
Central Scheduling
Monday - Friday 7am — 7pm

Positron Emission Tomography (PET)

Central Scheduling
Monday - Friday 7:00 am - 4:30 pm

Specials

Saint Alphonsus Regional Medical Center
Central Scheduling
Monday - Friday 6:30am — 6:30pm

Cardiac Testing | Heart Institute Clinic:

Saint Alphonsus Medical Group Heart Institute
6140 Curtisian Ave., Suite 200
Boise, ID 83704

Heart Care | ECG | ECHO | Monitors

Monday - Friday 7am — 5pm

Call 208-302-0000 • Fax 208-302-0055

Nuclear Medicine Stress Test**Treadmill Stress Test | Stress Echo**

These tests require physician oversight and are
scheduled by the Heart Institute.

Monday - Friday 8am — 4pm

Call 208-302-0000 • Fax 208-302-0055

Cardiac Testing | Saint Alphonsus:

Saint Alphonsus Regional Medical Center
Central Scheduling

ECHO | Monitors

Saint Alphonsus Regional Medical Center
Central Scheduling

Monday - Friday 7am — 5pm

24-48 hour monitors are only done in SAMG Heart
Care. External monitors and 30 day monitors are
done at both hospital and SAMG Heart Care

Nuclear Medicine Stress Test**Treadmill Stress Test | Stress Echo**

These tests require physician oversight and are
scheduled by the Heart Institute.

Monday - Friday 8am — 4pm

Call 208-302-0000 • Fax 208-302-0055

ECG | EKG

Saint Alphonsus Regional Medical Center
No appointment needed. Walk in with order.
Monday - Friday 7am — 5pm

EEG

Central Scheduling

EMG

Neurology
Call 208-302-4200 • Fax 208-302-4255

Sleep Study

Sleep Disorders Center
Call 208-367-2008 • Fax 208-367-6053

Pulmonary Function Testing

Central Scheduling

EAGLE

Saint Alphonsus Eagle Health Plaza
323 E. Riverside Drive | Eagle, ID 83616

Call 208-954-8150 • Fax 208-947-3322

CT thru IMI Scheduling

Monday - Friday 8am - 4pm
Emergent after hours & weekends

MRI thru IMI Scheduling

Monday - Friday 8am — 4:30pm

Ultrasound through IMI Scheduling

Monday - Friday 7am — 8pm

X-Ray thru IMI Scheduling

24/7

Lab Draw at Treasure Valley Lab

Monday - Friday 7am — 3:30pm
Call 208-367-5335 • Fax 208-367-5332
Monday - Friday 7am — 12:45pm
1:15pm — 3:30pm

Mammography | Digital Screening only

Central Scheduling

Tuesday - Thursday 8am — 3pm

Specials thru IMI Scheduling

Monday - Thursday 8am — 3pm

Echos | Monitors | EKGs | Stress Testing

Central Scheduling

Tuesday - Thursday 8am — 3pm

Tuesday - Friday mornings for Echos/Vascular
services via mobile Echo techs.

MERIDIAN

Intermountain Medical Imaging
2929 East Magic View Drive | Meridian, ID 83642
Call 208-954-8150 • Fax 208-947-3322

CT

Monday - Friday 7:30am — 5pm

MRI

Monday - Friday 6:30am — 9:30pm
Saturday 6:30am — 5pm

X-Ray

Monday - Friday 8am — 4pm

Lab Draw

Monday - Friday 7:30am — 4pm

Ultrasound

Monday - Friday 7am — 5:30pm

Specials

Monday - Friday 8am — 4:30pm

Saint Alphonsus Meridian Health Plaza
3025 W. Cherry Lane | Meridian, ID 83642

Sleep Study

Sleep Disorders Center
Monday - Friday 9am — 3pm
Call 208-367-2008
Fax 208-367-6053

Monitors

Heart Institute Clinic
Monday - Friday 9am — 5pm
Call 208-302-0160
Fax 208-302-0165

NAMPA I84 & Garrity

Saint Alphonsus Medical Center - I84 & Garrity
4300 E. Flamingo Ave. | Nampa, ID 83687

CT

24/7/365
Central Scheduling
Walk-ins are welcome with a valid order.

MRI

Call 208-725-3695 • Fax 208-639-6622
Monday - Friday 6am — 8:30pm

Emergent after hours & weekends

Monday - Friday 6am - 10pm
Saturday 9am - 7pm

Emergent after hours & weekends

Monday - Friday 10pm - 6am
Saturday 7pm - 9am

Call 208-725-3695

Fax 208-639-6622

Monday - Friday 8:30pm — 6am
Saturday and Sunday 12am — 12pm

X-Ray

24/7/365
Walk-ins are welcome with a valid order.

3D Mammography & DEXA

Breast Digital Screening, Diagnostics,
Ultrasound and Biopsy

Central Scheduling

Monday - Friday 7:30am — 5pm

General & Vascular Ultrasound

Central Scheduling
Monday - Friday 7am — 7pm

After hours & weekends

Call 208-205-1140
Monday - Friday 7pm — 11pm
Saturday and Sunday 7am — 11pm

General Nuclear Medicine

Central Scheduling
Monday - Friday 7am — 7pm

Cardiac Testing | Nampa Heart Care

Nampa Heart Care
4424 E. Flamingo Ave. | Nampa, ID 83687

Heart Care | ECG | ECHO | Monitors

Monday - Friday 8am — 4pm
Call 208-302-0200 • Fax 208-302-0255

Cardiac Testing | Saint Alphonsus Nampa

Saint Alphonsus Medical Center - I84 & Garrity
4402 E. Flamingo Ave. | Nampa, ID 83687

ECHO / Monitors / Treadmill Stress Test / Nuclear Medicine Cardiac Stress Test

Central Scheduling
Call 208-367-8787 • Fax 208-367-7788
Monday - Friday 7am — 4pm

ECG | EKG

No appointment needed. Walk-in with valid order.
Monday - Friday 7am — 4pm

Specials

Central Scheduling
Monday - Friday 8am — 4pm

Lab Draw

Walk-ins are welcome with valid order.
Monday - Friday 7am — 4pm

EEG

Nampa Sleep Disorders Center
Call 208-205-0380 • Fax 208-205-0389

Sleep Study

Nampa Sleep Disorders Center
Call 208-205-0380 • Fax 208-205-0389

Pulmonary Function Testing

Central Scheduling

SOUTH NAMPA EMERGENCY

Saint Alphonsus Medical Center - South Nampa
1510 12th Avenue Road | Nampa, ID 83686

CT & X-Ray

Walk-ins are welcome with a valid order.
Appointments arranged by Central Scheduling
Monday - Sunday 8am — 5pm

General & Vascular Ultrasound

Central Scheduling
Monday - Friday 7:30am — 4pm

FRUITLAND

Fruitland Health Plaza

910 NW 16th Street, Suite 101 | Fruitland, ID 83619

CT

Scheduling 541-881-7474
Monday - Thursday 8am — 4pm

X-ray

Walk-ins are welcome with a valid order
Monday - Friday 7:30am - 6pm

ONTARIO

Saint Alphonsus Medical Center - Ontario
351 SW 9th Street | Ontario, OR 97914

CT

24/7/365
Central Scheduling
Walk-ins are welcome with a valid order.

MRI

Call 541-725-3695 or toll-free at 1-888-725-3695 Fax:
208-639-6622 or toll-free 1-800 657-6410
Monday - Friday 8:30am — 5pm

X-Ray

24/7
Walk-ins are welcome with a valid order.

Lab Draw

Walk-ins are welcome with valid order.
Monday - Friday 6:30am — 6:30pm

3D Mammography & DEXA

Breast Digital Screening, Diagnostics,
Ultrasound and Biopsy
Central Scheduling
Monday - Friday 7:30am — 5pm

General & Vascular Ultrasound

Central Scheduling
Monday - Friday 7am — 7pm

After hours & weekends

Call 541-881-7128
Monday - Friday 7pm — 9pm
Saturday and Sunday 8am — 5:30pm

General Nuclear Medicine

Central Scheduling
Monday - Friday 7am — 7pm

Cardiac Testing ECHO / Monitors / Treadmill Stress Test / Nuclear Medicine Cardiac Stress Test

Central Scheduling
Monday - Friday 8am — 4pm

ECG | EKG

No appointment needed. Walk-in with valid order.
Monday - Friday 7am — 5pm

EEG

Central Scheduling

Sleep Study

Central Scheduling

Pulmonary Function Testing

Central Scheduling

Specials

Central Scheduling
Monday - Friday 8am — 4:30pm

BAKER CITY

Saint Alphonsus Medical Center - Baker City
3325 Pocahontas Road | Baker City, OR 97814

CT

Scheduling call 541-524-7812 • Fax 541-524-7929
Monday - Friday 8am — 6pm

MRI

Scheduling call 541-524-7812 • Fax 541-524-7929
Monday - Friday 8am — 4:30pm

X-Ray

Walk-ins are welcome with a valid order.

3D Mammography

Scheduling call 541-524-7812 • Fax 541-524-7929
Monday - Friday 8:30am — 3:30pm

General & Vascular Ultrasound

Scheduling call 541-524-7812 • Fax 541-524-7929
Monday - Friday 8am — 4pm

ECG | EKG

No appointment needed. Walk-in with valid order.
Monday - Friday 7am — 5pm

Sleep Study

Scheduling call 541- 24-7831 • Fax 541-524-7832

Pulmonary Function Testing

Scheduling call 541-524-7883 • Fax 541-524-7931

Specials

Scheduling call 541-524-7812 • Fax 541-524-7929
Tuesdays 8:30am — 2:30pm

Lab Draws

Walk-ins are welcome with valid order.
Monday - Friday 6:30am — 6:30pm

LUNG SCREENING PROGRAM

CMS now covers patients who meet certain criteria/risk factors to receive annual low-dose CT exams.

Option 1:

Patients who meet the criteria to be enrolled in the lung screening program can be sent to the Saint Alphonsus Lung Screening Clinic.

Eligibility

- Patient must be between 55-77 years of age.
- Are currently a smoker or have quit smoking within the last 15 years.
- Has at least a 30+ pack-year smoking history (packs/day x total years smoked = pack per year).
- Smoking must be related to cigarettes only (no cigars, vaping, e-cigs).
- Patient is currently asymptomatic for lung cancer.

The Lung Screening Clinic will complete all required documentation

Fax Referral To:

Phone: (208) 367-LUNG (5864) "option 3"
Fax: (208) 302-2055

BOISE

1075 N. Curtis Rd., Suite 200,
Boise, ID 83706

NAMPA

4400 E. Flamingo Avenue
Suite 200
Nampa 83687

Option 2:

Primary Care Providers can complete the required documentation.

Documentation

- Shared Decision Making Visit (Patient Exam)
- Eligibility and Attestation Form
- Low Dose CT Order

Patients in Ada County

Please send all documentation to:



Intermountain Medical Imaging
Scheduling

208-954-8100 phone

208-947-3322 fax

Patients in Canyon County and to the West

Please send all documentation to:



Saint Alphonsus
Lung Screening Program

Phone: 208-367-LUNG (5864) "option 3"

Fax: 208-302-2055

MOBILE LAB Vascular Ultrasound & Echo Outreach Locations

Central Scheduling:

Phone: 208-367-8787

Fax: 208-367-7788

Email: bo-centralscheduling@trinity-health.org

Saint Alphonsus Eagle Health Plaza Eagle, ID

323 E. Riverside Drive, Eagle, ID 83616

Monday - Friday

Valor Health Emmett, ID

Specialty Medicine & Surgical Clinic
1202 E. Locust Street, Emmett, ID 83617

Monday

Cascade Medical Center Cascade, ID

402 Lake Cascade Parkway, Cascade, ID

Wednesday

Saint Alphonsus Medical Center Baker City, OR

3325 Pocahontas Road, Baker City, OR 97814

Tuesdays and Thursdays

Weiser Memorial Hospital Weiser, ID

645 E 5th Street, Weiser, ID 83672

Types of Exams Available:

- Echocardiogram (Complete or Limited)
- Echo with bubble
- Exercise Stress Echocardiograms
- Renal and Abdominal-Iliac Duplex
- Lower Extremity Arterial Duplex (LEA)
- Ankle Brachial Index (ABI)
- Upper Extremity Arterial Duplex (UEA)
- Lower Extremity Venous Duplex (LEV) – to r/o DVT
- Upper Extremity Venous Duplex (UEV)
- Carotid Arterial Duplex



Did You Know?

All popular order forms including the Lung Screening form can be found at:

<https://www.saintalphonsushealthalliance.org>

Click on: Providers → Managers → Forms

KEY HOSPITAL NUMBERS

MAC (Medical Access Center)

Main Number 208-367-8855

- Notify Emergency Department that a patient is being sent
- Direct Patient Admits
- Identify and connect with on-call specialists
- Add-on and same day surgery coordination
- Contact a Radiologist

Saint Alphonsus Health System

Resource Center 208-367-3627 Fax 208-367-5850
 Billing Customer Support 208-367-2130 Fax 208-367-3002
 Command Center (Switchboard) 208-367-2121 Fax 208-367-6667
 Price Transparency 208-367-COST
 Trinity Information Svcs (TIS) 208-367-3100
 PowerChart Help Desk 208-367-5448

Boise

Anti-Coagulation Clinic 208-367-8660 Fax 208-367-8662
 Breast Care Center 208-367-3336 Fax 208-367-3390
 Central Scheduling 208-367-8787 Fax 208-367-7788
 EMG/NCS Test Scheduling 208-302-4200 Fax 208-367-5641
 Intermountain Medical Imaging 208-954-8100 Fax 208-947-3322
 Laboratory 208-367-2156 Fax 208-367-2920
 Medical Records 208-367-2101 Fax 208-367-2699
 Outpatient Infusion Clinic 208-367-3539 Fax 208-367-4346
 Pathology 208-367-2153 Fax 208-367-3991
 Pediatric Hospitalists 208-367-8855 Fax 208-367-6953
 Radiology 208-367-2161 Fax 208-367-2989
 Wound Healing & Hyperbarics 208-302-0800 Fax 208-302-0855
 Microbiology 208-367-2183
 Surgery Scheduling 208-367-3655 Fax 208-367-3646
 Chart Prep 208-367-6239 Fax 208-367-3460
 PSS (Pre-Surgical Screening) 208-367-3270
 SPAR Manager 208-367-4701
 SPAR Coordinator 208-367-2813

Nampa

Breast Care Center 208-205-0620 Fax 208-288-4625
 Central Scheduling 208-367-8787 Fax 208-367-7788
 Laboratory 208-205-1070 Fax 208-205-1189
 Medical Records 208-205-2166 Fax 208-205-2165
 MRI 208-205-1120 Fax 208-205-1129
 Outpatient Infusion Clinic 208-205-0330 Fax 208-205-0336
 Pathology 208-205-1071 Fax 208-205-1097
 Radiology 208-205-1180 Fax 208-205-1189
 Surgery Scheduling 208-367-3655 Fax 208-367-3646
 Wound Healing & Hyperbarics 208-302-0860 Fax 208-302-0865

Ontario

Breast Care Center 541-881-2300 Fax 541-881-2301
 Laboratory 541-881-7280 Fax 541-881-7441
 Medical Records 541-881-7220 Fax 541-881-7182
 Outpatient Infusion Clinic 541-881-7061 Fax 541-881-7179
 Pathology 541-881-7286 Fax 541-881-7211
 Radiology 541-881-7120 Fax 541-881-7388
 Surgery Scheduling 208-367-3655 Fax 208-367-3646
 Wound Healing & Hyperbarics 541-881-2360 Fax 541-881-2365

Baker City

Birth Center 541-524-7747 Fax 541-524-7933
 ICU 541-524-7821 Fax 541-524-7936
 Laboratory 541-524-7782 Fax 541-524-7939
 Main Line 541-523-6461 Fax 541-524-7931
 Main Line / Admitting 541-524-7744 Fax 541-524-7931
 Medical Records 541-524-7780 Fax 541-523-7984
 Med / Surg 541-524-7799 Fax 541-524-7982
 Outpatient Infusion Clinic 541-524-7870 Fax 541-524-7985
 Pathology (Grand Ronde Hosp.) 541-963-8421 Fax 541-963-1471
 Radiology 541-524-7812 Fax 541-524-7929
 Surgery Scheduling 541-524-7841 Fax 541-524-7988
 Wound Healing & Hyperbarics 541-524-7870 Fax 541-524-7985



LOCAL BLOOD DRAWS
 Trusted results. No wait times.

BOISE | Patient Service Centers

1000 N. Curtis Road, Suite 100 • Boise, ID 83706
 Phone 208-377-1499 | Fax 208-377-1583
 Monday through Friday 7am – 12pm and 12:30pm – 4:30pm

50 S. Broadway, Suite A • Boise, ID 83702
 Phone 208-385-0047 | Fax 208-344-0810
 Monday through Friday 7:30am – 12pm and 12:30pm – 4pm

MERIDIAN | Patient Service Centers

3025 W. Cherry Lane • Meridian, ID 83642
 Phone 208-367-8561 | Fax 208-367-8777
 Monday through Friday 7am – 5pm

EAGLE | Patient Service Center

323 E. Riverside Drive • Eagle, ID 83616
 Phone 208-367-5335 | Fax 208-367-5332
 Monday through Friday 7am – 12:45pm and 1:15pm – 3:30pm

NAMPA | Patient Service Center

1510 12th Avenue South, Suite 200 • Nampa, ID 83686
 Phone 208-302-6845 | Fax 208-302-6832
 Monday through Friday 7am – 12pm and 1pm – 4:30pm

ONTARIO | Patient Service Center

1050 SW 3rd Avenue, Suite 3200 • Ontario, OR 97914
(Inside Saint Alphonsus Ontario Health Plaza)
 Phone 541-881-2560 Ext. 1-2560 | Fax 541-881-2522
 Monday through Friday 8am – 1pm and 1:30pm – 4:30pm

CT INDICATION GUIDE

HEAD & BRAIN

CT HEAD WITHOUT CONTRAST

CPT 70450

- Acute headache
- Suspected intracranial hemorrhage
- Acute neurological changes
- Hydrocephalus
- Seizure if new onset and patient is unstable

CTA HEAD WITH & WITHOUT CONTRAST

CPT 70496

- Aneurism or AVM – to define small aneurisms or for patients who can't get MRA
- Subarachnoid hemorrhage, intracranial aneurysm
- Arterial-venous malformation, vasospasm

CT HEAD WITH & WITHOUT CONTRAST

CPT 70470

- Infection, for patients for whom MRI is contraindicated
- Mass

NECK & FACE

CT MAXILLO FACIAL WITH CONTRAST

CPT 70487

- Infection/abscess to face
- Tumor

CT MAXILLO FACIAL WITHOUT CONTRAST

CPT 70486

- Trauma

CTA NECK WITH & WITHOUT CONTRAST

CPT 70460

- Carotid or vertebral artery stenosis
- Carotid or vertebral artery dissection

CT SINUS WITHOUT CONTRAST

CPT 70486

- Sinus disease

NECK & FACE (cont'd)

CT SOFT TISSUE NECK WITH CONTRAST*

CPT 70491 **See cervical CT for bone*

- Mass
- Infection

CT TEMPORAL BONES WITHOUT CONTRAST

CPT 70480

- Bone lesion, cholesteatoma, fracture
- Tumor

CTA INTRACRANIAL & EXTRACRANIAL

CPT 70496 and 70460

- Acute stroke, ischemic infarct, carotid stenosis, subarachnoid hemorrhage, arterial-venous malformation, aneurysm

MUSCULOSKELETAL

CT CERVICAL WITHOUT CONTRAST

CPT 72125

- Cervical spine trauma, fracture, dislocation, surgical
- With contrast if MRI is contraindicated

CT LUMBAR WITHOUT CONTRAST

CPT 72131

- Lumbar pain, trauma fracture
- With contrast if MRI is contraindicated

CT THORACIC SPINE WITHOUT CONTRAST

CPT 72128

- Thoracic spine-trauma, fracture, disc herniation
- With contrast if MRI is contraindicated

CT PELVIS WITHOUT CONTRAST

CPT 72192

- Ortho pelvis - trauma fracture

CT INDICATION GUIDE

EXTREMITIES

CT SC JOINTS WITHOUT CONTRAST

CPT 71250

- Chest w/o contrast-SC joints, septic arthritis

CT JOINTS WITHOUT CONTRAST

CPT 73200- CT

- Upper-extremity w/o contrast (RT or LT)

CPT 73700-CT

- Lower-extremity w/o contrast (RT or LT)
- Contrast only if infection, mass or abscess

CT ARTHROGRAPHY WITH CONTRAST

Note: MRI should be be first choice

CPT Codes per chart below

- Arthroplasty complications
- Suspected rotator cuff tear for patients who cannot have an MRI
- General pain, internal derangement of extremities

CT ARTHROGRAM CHART		
Location	With Contrast	Contrast Injection
Wrist	73201	25246
Elbow	73201	24220
Shoulder	73201	23350
Hip	73201	27093
Knee	73201	27369
Ankle	73201	27648

CHEST

CT CHEST WITH CONTRAST

CPT 71260

- Cancer, cough, pneumonia, emphysema, trauma, opacity, adenopathy, hilar mass

CT CHEST WITHOUT CONTRAST

CPT 71250

- Pulmonary nodule follow up
- Pleural effusion
- Interstitial lung disease (not high resolution) in notes

CT CHEST, ABDOMEN AND PELVIS WITH CONTRAST

CPT 71260, 74177

- Malignancy, trauma, masses

CTA CHEST WITH CONTRAST

CPT 71275

- Aortic aneurysm
- Shortness of breath, chest pain, pulmonary embolis
- Dilated aortic root

CT GATED CALCIUM SCORE

CPT 75571 | **BOISE ONLY**

- Coronary artery calcium score, research, hyperlipidemia

GASTROINTESTINAL

CT ABDOMEN & PELVIS WITH CONTRAST

CPT 74177

- Abdomen pain, diverticulitis, appendicitis, bowel obstruction, *above diaphragms to pubic symphysis. Always with contrast unless allergic to contrast media iodine.*

CTA ABDOMEN/PELVIS WITH CONTRAST

CPT 74174

- Aortic aneurysm
- Ischemic bowel, mesenteric artery occlusion

CT INDICATION GUIDE

GASTROINTESTINAL (cont'd)

CTA PELVIS WITH CONTRAST

CPT 72191

- Traumatic injury. Active bleeding/hemorrhage

CT ABDOMEN WITH & WITHOUT CONTRAST

CPT 74170

- Exam stops at top of pelvis. Always with contrast unless allergic to contrast media iodine.
- Adrenal mass
- Renal mass evaluation
- Liver mass, lesion, cirrhosis
- Pancreatic mass, pancreatitis, pancreatic cancer
- Evaluate for solid organ mass

CT COLONOGRAPHY-VIRTUAL COLONOSCOPY

CPT 74262 | **BOISE ONLY**

- Incomplete colonoscopy, polyp screening

CT ENTEROGRAPHY WITH CONTRAST

CPT 74177

- Active Crohn's disease, inflammatory bowel disease, small bowel lesion, iron-deficiency anemia

CTA CHEST/ABDOMEN/PELVIS WITH CONTRAST

CPT 71275, 74175

- Dissection, aortic aneurysm.

CTA HEART WITH CONTRAST

CPT 75572 | **BOISE ONLY**

- Pulmonary vein mapping prior to cardiac ablation
- Atrial fibrillation

CTA GATED THORACIC AORTA-WIDE VOL WITH CONTRAST

CPT 71275 | **BOISE ONLY**

- Dissection involving ascending aorta

UROLOGY

CT ABDOMEN PELVIS WITH & WITHOUT CONTRAST

CPT 74176

- Renal mass
- Renal stone, pain, acute pyelonephritis

CT IVP WITH CONTRAST

CPT 74178

- Painless hematuria, persistent hematuria, transitional cell carcinoma

CT CYSTOGRAM

CPT 72192

- Bladder injury, trauma, bladder leak, pelvic trauma, gross hematuria. Contrast is injected into clamped foley catheter into bladder and gravity dripped.

VASCULAR IMAGING

EXTREMITY VENOGRAM

CPT 73706 LT 73706RT

- Lower extremity edema
- Deep vein thrombus

CTA RUN OFF WITH CONTRAST

CPT 75635

- Claudication, abnormal ABI, non-healing ulcers

CTA LOWER EXTREMITY WITH CONTRAST

CPT 73701

- Trauma, lack of vascular flow, claudication

CTA UPPER EXTREMITY WITH CONTRAST

CPT 73206

- Trauma, lack of vascular flow, lack of pulse

GUIDE TO ORDERING DIAGNOSTIC IMAGING SERVICES

GUIDE TO ORDERING • GENERAL ULTRASOUND				
Reason For Exam	Exam Wanted	CPT Code	Structures Evaluated	Notes / Tips:
Non-Pregnant Female Pelvic Pain Bleeding Evaluate for Ovarian Cysts *Evaluate for Torsion	Pelvic Ultrasound, Transabdominal and Transvaginal	76856 76830	Uterus, Ovaries, Adnexa	Must include signs/symptoms on order • *If you are evaluating for torsion you MUST put in your comments to "evaluate for torsion" and order US Pelvis TA/TV Duplex 76856, 76830, 93976
Evaluate for Hernia Order depends on location of hernia, see next column	Inguinal: US limited, joint /non vascular extremity Between groin and umbilicus: Limited pelvic. Between umbilicus and diaphragm: Limited abd	76882 76857 76705	Targeted to area of concern/palpable area, pain	• Must include signs/symptoms on order
Breech Birth Evaluate for Hip Dysplasia	Ultrasound of Infant Hips	76885	Dynamic evaluation of bilateral infant hips	Must include signs and symptoms on order • Usually done between 4 weeks and six months of age (less than 4 weeks there is physiologic laxity of hip joint, after 6 months the ossification of the femoral head prevents sonographic evaluation of the acetabulum
Elevated Renal Function Tests Flank Pain Evaluate for Ureteral Obstruction	Ultrasound of kidneys and bladder, retroperitoneal complete	76770	Includes kidneys, pre and post void bladder and urteral jets	Must include signs/symptoms on order • This test does not evaluate for hypertension and does not assess vascularity. If vascular assessment is needed order a VL Duplex Renal Complete CPT 93975
Diffuse abdominal pain, not specific to the RUQ	Complete Abdomen Ultrasound	76700	Pancreas, spleen, liver, aorta gallbladder, bile ducts, both kidneys, (not bladder/ pelvic organs)	• Must include signs and symptoms on order
RUQ pain Increase LFTs Ascites *RLQ pain for appendix	Limited Abdominal Ultrasound	76705	RUQ: Pancreas, liver, gallbladder, bile ducts, Rt kidney Or: Area of concern as indicated on order * Appendix: Right kidney, RLQ/ adnexa, gallbladder, ovaries (if female)	• Must include signs and symptoms on order • Include area of concern • *RLQ pain for appendix: Must specify to evaluate for appendicitis in comments
Extremity mass Evaluate muscle / tendon / ligament sprain / tear / rupture, arthritis	Extremity Ultrasound MSK Ultrasound	76882	Area indicated on order	• Must include signs and symptoms on order • Must include laterality • If MSK, must be scheduled in Boise

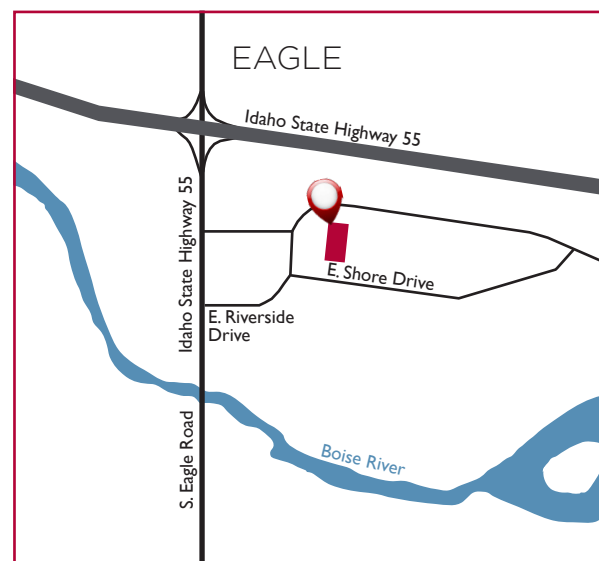
GUIDE TO ORDERING • NUCLEAR MEDICINE STRESS TEST				
Detection and Risk Assessment of Stable Ischemic Heart Disease	Myocardial Perfusion SPECT Stress Test	78452	Heart (Myocardial Perfusion)	• Sometimes called "Thallium" Stress Test or MIBI Stress Test. • Specialized Imaging is performed in conjunction with the stress evaluation. • Specify the type of Stress Test wanted with this exam – Treadmill or Pharmacologic (Lexiscan).

GUIDE TO ORDERING • VASCULAR ULTRASOUNDS				
Reason For Exam	Exam Wanted	CPT Code	Structures Evaluated	Notes / Tips:
Evaluate for Carotid Artery Disease	Carotid Duplex	93880	Evaluation of the extracranial carotid arteries, vertebral arteries and subclavian arteries assessing for plaque, stenosis/occlusion, and direction of blood flow.	<ul style="list-style-type: none"> • Must include signs/symptoms on order • Order must include the word "duplex"
Evaluate for DVT, Lower Extremity	Venous Duplex, Left Lower Extremity	93971	Evaluation of deep veins from the groin to the ankle, assessing for DVT in the side indicated on the order.	<ul style="list-style-type: none"> • Must include signs/symptoms on order • Order must include the word "duplex"
	Venous Duplex, Right Lower Extremity	93971		
	Lower Extremity Venous Duplex, Bilateral	93970		
Evaluate for Upper Extremity Venous Thrombus	Upper Extremity Venous Duplex,	93971	Evaluation of the upper extremity veins from the jugular vein through the radial and ulnar veins assessing for venous thrombosis.	<ul style="list-style-type: none"> • Must include signs/symptoms on order • Order must include the word "duplex"
	Left Upper Extremity Venous Duplex,	93971		
	Right Upper Extremity Venous Duplex, Bilateral	93970		
Evaluate for Peripheral Arterial Disease	ABI (Ankle Brachial Index AKA Doppler)	93922	Evaluation of the extremities to determine the presence or absence of peripheral arterial disease.	<ul style="list-style-type: none"> • Ordered as a Doppler/ABI
Aneurysm, Aortic Pulsatile Abdominal Mass Ultrasound, Abdominal Aorta, Screening Study for Abdominal Aortic Aneurysm	AAA Duplex	93979	Evaluation of the aorta through the Iliac artery bifurcation to evaluate for aneurysms and stenosis	<ul style="list-style-type: none"> • Must include signs/symptoms on order • Order must include the word "duplex" <p>Screening must fit the following criteria:</p> <ol style="list-style-type: none"> 1. Men 65 years or older 2. Women 65 years or older with cardiovascular risk factors. 3. Patients 50 years or older with a family history of aortic and/or peripheral vascular aneurysmal disease. 4. Patients with a personal history of peripheral vascular aneurysmal disease <p>Diagnostic Aorta Ultrasound * Order must include the word Duplex, indication must be related to the Aorta</p>
	Aortic Duplex Screening Aorta Duplex	76706		
Assessment of known PAD	Lower Extremity Arterial Duplex, Right	93926	Localizes location and degree of stenosis of lower extremity arteries.	<ul style="list-style-type: none"> • Only order in the setting of an abnormal ABI (Doppler).
	Lower Extremity Arterial Duplex, Left	93926		
	Lower Extremity Arterial Duplex, Bilateral	93925		
Evaluate for Renal Vascular Hypertension	Renal Artery Duplex	93975	Evaluation of the aorta and the bilateral renal arteries to assess for hemodynamically significant stenosis.	<ul style="list-style-type: none"> • This does not evaluate kidney morphology, bladder, or ureteral jets. Those structures are evaluated with a Retroperitoneal Complete Ultrasound, CPT 76770

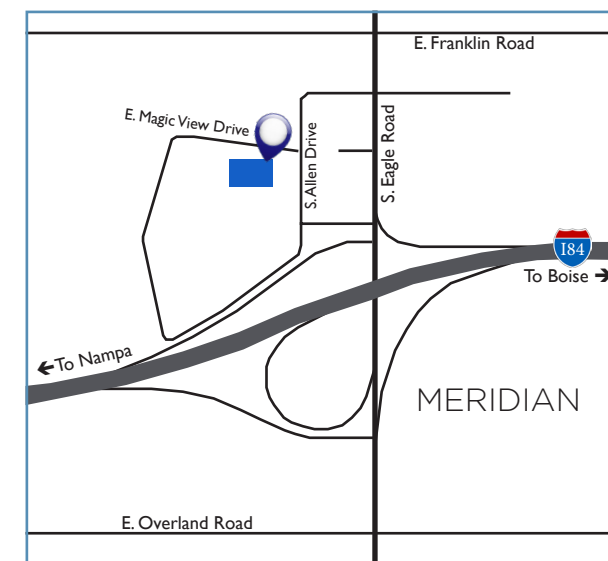
DIAGNOSTIC IMAGING SERVICES
LOCATIONS

EAGLE | MERIDIAN | NAMPA | BOISE

Saint Alphonsus Eagle Health Plaza
323 E. Riverside Drive | Eagle, ID 83616



Intermountain Medical Imaging
2929 E. Magic View Dr. | Meridian, ID 83642



Saint Alphonsus South Nampa
1510 12th Avenue Road | Nampa, ID 83686



Intermountain Medical Imaging - Downtown
927 W. Myrtle St. | Boise, ID 83702

